











Product Category Rules



MACHINERY FOR PROFESSIONAL CLEANING SERVICES

UN CPC code: 4491

TABLE OF CONTENTS

	Product category	pag 3	
	System boundaries	pag 7	
	Data and rules for the CFP studies	pag 11	
	PCR applicability	pag 16	
	Complementary information	pag 20	



PRODUCT CATEGORY

1. Product category definition
2. Product category description
3. Declared Unit
4. Product lifetime



1. Product category definition

This document provides Product Category Rules (PCR) for the assessment of the impact on climate change of **machinery for professional cleaning services** and the declaration of this performance through a CFP. The product category corresponds to UN CPC 4491 Other special-purpose machinery and parts thereof.

The product category is defined under UNSD-CPC Ver 2.1 classification:

Division 44 – Special purpose machinery

- Group 449 - Other special-purpose machinery and parts thereof
 - Class 4491 - Other special-purpose machinery
 - Class 4492 - Parts n.e.c. for special-purpose machinery

Within the present PCR, the following terminology is adopted:

- The term “shall” is used to indicate what is obligatory.
- The term “should” is used to indicate a recommendation, rather than a requirement.
- The term “may” or “can” is used to indicate an option that is permissible.

For the definition of terms used in the document, see the normative standards.

2. Product category description

The products covered by this PCR are machinery for professional cleaning services, with the main function of providing a professional cleaning service for private and public buildings. These products are classified hereinafter as “machinery for professional cleaning services” according to CPC 4491.

This product family encompasses all the possible kinds of machines, independently from the size, the way of driving (both ride-on and walk-behind options are included) and the kind of surface to clean. These types of machinery including the following versions: human driving, autonomous driving and cobots.

Professional cleaning machines considered are (non-exhaustive list):

- Scrubbing machine: manually or automatically driven machine that washes and dries floors (excluding textiles) in a single pass. In addition to operator-driven versions, there are also self-driving models.
- Sweeping machine: machine, with manual or automatic traction, that can remove coarse or fine non-sticky dirt from any type of floor. It can also operate in public areas with

road-approved models. In addition to operator-controlled versions, there are also self-driving models.

- Sweeper-Scrubber: the combination of both sweeping and scrubbing machine combines the two functions: sweeping and washing with drying.
- Vacuum cleaner professional/industrial in wet/wet&dry versions: machine that removes solid or liquid dirt through the vacuum (by extracting air) created by one or more fans, driven by an electric motor, inside a closed container. The container is connected to the surface to be cleaned by a flexible hose equipped with appropriate accessories. There are versions for special environments that work with compressed air, and have compressors instead of motors.
- Vacuum cleaner for Carpet: used to remove dust and dirt from textile floors (or carpets) by the combined action of mechanical brushing and suction.
- Carpet cleaner: Carpet cleaner uses mechanical action, suction, and the action of a detergent solution to remove adherent dirt (stains, transfer film, etc.) from textile surfaces.
- Single disc machine: equipment used for cleaning and treating floors. Through the movement of the brush or pad, this machine can wash, sand and polish floors. Single disc machine can work on different types of floors with or without specific detergents or products.
- Pressure washer: machine that uses a high-pressure water jet to remove dirt and scale from any surface. This type of machine can work both with cold and hot water; in the second case, the water is heated by a boiler.
- Steam cleaner: machine that produces steam by heating water continuously under controlled conditions, used for removing dirt from surfaces and crevices.

3. Declared Unit

To ensure full comparability between the environmental results, in this PCR the declared unit is defined as 1 cleaned hour.

As additional information, the results referring to 1 cleaned m² or the entire machinery may be expressed.

4. Product lifetime

RSL is the service life of the product in terms of hours of service life.

The manufacturer shall indicate what method is used in the assessment to declare the product's total hours of lifetime. The lifetime data shall be declared. General standards connected to Ecodesign directive framework should be used in order to define durability, reparability, recycling, reusability of the product in a proper way.



The lifetime data shall be declared in the CFP study report and be made publicly available.

Moreover, the manufacturer shall indicate the maintenance plan to achieve the goal while maintaining the expected levels of performance and safety. In addition, consumables that are scheduled to be replaced beyond the specified time intervals must be reported.

The maintenance plan shall be declared in the CFP study report and be made publicly available.



SYSTEM BOUNDARIES

1. Diagram
2. Upstream
3. Core
4. Downstream



Carbon Footprint Italy follows an approach that include all attributional processes from “cradle to grave”, using the “limited loss of information at the final product” principle. This is especially important in the case of business-to-consumer communication.

The scope of this PCR and of CFPs based on this document is **cradle to grave**.

For the purpose of different data quality rules and for the presentation of results, the life cycle of products is split into three different life cycle stages:

- Upstream processes (from cradle-to-gate);
- Core processes (from gate-to-gate);
- Downstream (from gate-to-grave).

In the CFP, the impact on climate change associated to each of the three life-cycle stages mentioned above shall be reported separately.

1. Diagram

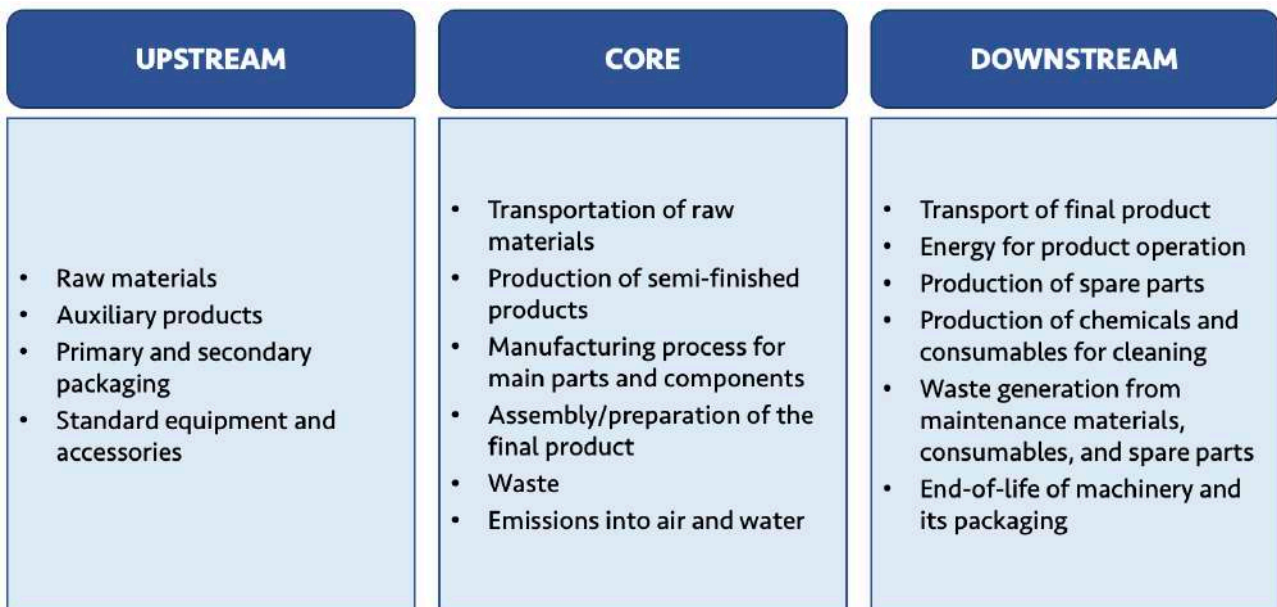


Figure 1 - System diagram illustrating the processes that are included in the product system, divided into upstream, core and downstream processes



2. Upstream

The following attributional processes are part of the product system and classified as upstream processes:

- Extraction and production of raw materials (e.g., steel, plastics, etc.);
- Impacts due to the production of electricity and fuels used in the upstream module;
- Production of auxiliary products used for maintenance and spare parts in the production phase, for example lubricant oil;
- Manufacturing of primary and secondary packaging;
- Standard equipment and accessories (i.e., batteries, battery chargers, brushes, and other standard accessories for battery-operated machines), even if not produced by the manufacturer, because machineries shall be considered as “ready for use”.

Upstream processes not listed may also be included.

3. Core

The following attributional processes are part of the product system and classified as core processes:

- External transportation of raw material to the core processes;
- Production of semi-finished product. Even if this process is carried out by a subcontractor/another company, it shall be entered in the core stage, while the raw materials are considered in the upstream stage;
- Manufacturing process for main parts and components;
- Internal transports within the manufacturing plant;
- Assembly/preparation of the final product;
- Pollutant emissions (to air, soil and water) produced in the factory;
- Waste treatment of waste generated during manufacturing;
- Impacts due to the production of electricity and fuels used in the core module.

Manufacturing processes not listed may also be included. The production of the raw materials used for production of all product parts shall be included. A minimum of 99% of the total weight of the declared product including packaging shall be included.

The technical system shall not include:

- Manufacturing of production equipment, buildings and other capital goods;
- Personnel business travels;
- Personnel commuting to and from work;
- Research and development activities.

4. Downstream

The following attributional processes are part of the product system and classified as downstream processes:

- Transport of final product;
- Energy for product operation (drawn from the grid);
- Production of spare parts (according to the maintenance plan declared and defined to guarantee the declared RLS);
- Production of chemicals and consumables for cleaning;
- Waste generation from maintenance materials, consumables, and spare parts;
- End of life of machinery and its packaging.

Any exclusion of life cycle stages and unit processes shall be justified.



DATA AND RULES FOR THE CFP STUDIES

1. Specific data or calculation rules
2. Cut-off rules
3. Allocation rules



1. Specific data or calculation rules

1.1 Specific data

A CFP calculation requires two different kinds of information:

- data related to the environmental aspects of the considered system (such materials or energy flows that enter the production system). These data shall come from the company that is performing the CFP calculation.
- data related to the life cycle impacts of the material or energy flows that enter the production system. Generic data can be used if specific data are not available.

Data on environmental aspects shall be as specific as possible and shall be representative of the studied process.

Data on the life cycle of materials or energy inputs are classified into three categories – specific data, selected generic data, and proxy data, defined as follows:

- **primary data** (also referred to as “site-specific data”) – data gathered from the actual manufacturing plant where product-specific processes are carried out, and data from other parts of the life cycle traced to the specific product system under study, e.g. materials or electricity provided by a contracted supplier that is able to provide data for the actual delivered services, transportation that takes place based on actual fuel consumption, and related emissions, etc.
- **secondary data** - data from commonly available data sources (e.g., commercial databases and free databases) that fulfill prescribed data quality characteristics for precision and completeness, and proxy data from commonly available data sources (e.g., commercial databases and free databases) that do not fulfill all the data quality characteristics of “selected generic data”.

As a general rule, specific data shall always be used, if available, after performing a data quality assessment.

The attributional LCA approach in Carbon Footprint Italy forms the basic prerequisites for selecting generic data. To allow the classification of generic data as “selected generic data”, they shall fulfill selected prescribed characteristics for precision, completeness, and representativeness (temporal, geographical, and technological), such as:

- the reference year must be as current as possible and preferably assessed to be representative for at least the validity period of the CFP,
- the cut-off criteria to be met on the level of the modelled product system are the qualitative coverage of at least 99% of energy, mass, and overall environmental relevance of the flows,

- completeness in which the inventory data set should, in principle, cover all elementary flows that contribute to a relevant degree of GHG emissions.

1.2 Calculation rules

The following requirements apply to the study:

- Data referring to processes and activities upstream in a supply chain over which an organisation has direct management control shall be specific and collected on site.
- Data referring to contractors that supply main parts, packaging, or main auxiliaries should be requested from the contractor as specific data, as well as infrastructure, where relevant.
- Due to the important contribution of the chemicals, even if it is not supplied by the machine manufacturer, it shall be considered. To avoid unfair assessment due to different choices in modelling the detergent, a standard product will be selected on the basis of the relevant product available in the Carbon Footprint Italy database. The use of other types of detergent in the sensitivity analysis will be allowed. An exception to these rules will be accepted only in case of different conditions of the machinery use, based on supported justifications.

The GHG values of 1 kg of relevant standard product that shall be used are:

Net fossil GHG emissions and removals	1,05E+00 kg CO ₂ e
Biogenic GHG emissions	1,95E-01 kg CO ₂ e
Biogenic GHG removals	-5,63E-01 kg CO ₂ e
GHG emissions and removals resulting from dLUC	1,82E-01 kg CO ₂ e

- Methods of measurement of energy, water or chemicals consumption, and relevant aspects to performance of products, should be in accordance with the series of standards CEI EN IEC 62885-X, specific for cleaning machines.
- The measurement of the product's productivity should be considered as representative as possible of the reality. The method used shall follow product standards of series IEC EN 60335-2-XX.
- The type of environments considered and the mode of use which of product under study shall be specified:
 - daily maintenance cleaning,
 - periodic cleaning,
 - extraordinary cleaning.

The type of environment and the mode of use shall be declared in the CFP study report and be made publicly available.

The technical data shall be declared in accordance with the technical standards available for the individual product types and in force at the time that the CFP assessment is developed:



- CEI EN IEC 62885-9:2020
- CEI EN IEC 62885-8:2020
- CEI EN IEC 62885-4:2021
- IEC 62885-2:2021

- In case specific data is lacking, selected generic data may be used. If this is also lacking, proxy data may be used.

- For the electricity used in the processes, electricity production impacts shall be accounted for in this priority when specific data are used in the processes:

1. Specific electricity mix as generated, or purchased, from an electricity supplier, demonstrated by a Guarantee of Origin (or similar, where reliability, traceability, and the avoidance of double-counting are ensured) as provided by the electricity supplier. If no specific mix is purchased, the residual electricity mix from the electricity supplier shall be used¹.
2. National residual electricity mix or residual electricity mix on the market
3. National electricity production mix or electricity mix on the market.

The mix of electricity used in upstream processes shall be documented in the CFP study report, where relevant.

- Transport from the final delivery point of raw materials, chemicals, main parts, and components (see above regarding upstream processes) to the manufacturing plant/place of service provision should be based on the actual transportation mode, distance from the supplier, and vehicle load, if available.

- Waste treatment processes of manufacturing waste should be based on specific data, if available.

2. Cut-off rules

Data for elementary flows to and from the product system contributing to a minimum of 99% of the declared environmental impacts shall be included (not including processes that are explicitly outside the system boundary as described in the relevant Section).

The check for cut-off rules in a satisfactory way is made through the combination of expert judgment based on experience of similar product systems and a sensitivity analysis in which it is possible to understand how the un-investigated input or output could affect the final results.

¹ The residual electricity mix is the mix when all contract-specific electricity that has been sold to other customers has been subtracted from the total production mix of the electricity supplier.

3. Allocation rules

The following stepwise procedure shall be applied for multifunctional products and multiproduct processes:

1. Allocation shall be avoided, if possible, by dividing the unit process into two or more sub-processes and collecting the environmental data related to these sub-processes.
2. If allocation cannot be avoided, the inputs and outputs of the system shall be partitioned between its different products or functions in a way that reflects the underlying physical relationships between them, i.e., they should reflect the way in which the inputs and outputs are changed by quantitative changes in the products or functions delivered by the system.
3. Where physical relationships alone cannot be established or used as the basis for allocation (or they are too time consuming), the most suitable allocation procedure shall be used and documented.

In accordance with other existing programme operators, the methodological choices for allocation for reuse, recycling and recovery have been set according to the polluter pays principle (PPP). This means that the generator of waste shall carry the full climate impact until the point in the product's life cycle at which waste is transported to a scrapyard or gate of a waste processing plant (collection site). The subsequent user of the waste shall carry the climate impact from the processing and refinement of the waste but not the impact caused in the "earlier" life cycles.



PCR APPLICABILITY

1. Impact category indicator results
2. PCR use for EPD purpose



This document constitutes the Product Category Rules (PCR²) developed by Carbon Footprint Italy with a technical collaboration with EPDItaly (www.epditaly.it/en) for the additional EPD impact categories.

The requirements described in this Product Category Rules (PCR) are specified in addition to the ones indicated in the ISO standard 14067. Therefore, both the PCR and the ISO 14067 requirements shall be fulfilled in order to register to Carbon Footprint Italy.

In fact, this PCR was conceived and developed for CFP studies. Anyway, it can also be used for EPD (Environmental Product Declaration); to do this, the additional specific regulations required by the programme operator selected for the EPD registration should be followed as well (see Section 2).

So, in this PCR only the parameter reported in Section “Impact category indicator results” shall be included.

1. Impact category indicator results

The present PCR is aimed at the development of CFP. Therefore, a special focus is on the “Global Warming Potential” indicator.

The specific GHG emissions and removals treatment in the CFP or partial CFP that shall be quantified and documented separately in the CFP study report are reported in the ISO 14067:2018, Table 1 of chapter 6.4.9.8.

Four GWP indicators shall be declared, which differentiates greenhouse gases depending on their origin: GWP-fossil, GWP-biogenic emissions and removals and GWP-land use and land use change (dLUC), in accordance with the mentioned ISO 14067:2018 standard.

It should be noted that other impact categories can be relevant for the product category under assessment, other than the “Global Warming Potential” category. Therefore, in order to integrate the CFP results and to provide a broader view of the product environmental impacts, more impact categories shall be evaluated. The details of this option are outlined in the following sections.

² Product Category Rules (PCRs) are documents that provide the rules, requirements and guidelines for developing a CFP study for a specific product category. PCRs are necessary to ensure uniformity of methodological approach to studies and to allow comparability between CFP studies related to products of the same category. The PCR development process is described in the “PQ04 PCR development” procedure, which can be downloaded in the dedicated section of the website. This PCR follows the requirements of ISO/TS 14027, ISO 14067 and ISO 14025.

2. PCR use for EPD purpose

This PCR was conceived and developed for CFP studies. Anyway, it can also be used for EPDs (Environmental Product Declaration); to do this, other predetermined parameters required by the programme operator selected for the EPD registration shall be followed. These parameters are:

- other impact category indicator results (see table 1 and following);
- inventory results that are elementary flows;
- data that do not represent elementary flows;
- additional environmental information.

Impact category	Impact indicator	Unit of measurement
Climate change - total	Global Warming Potential total (GWP-total)	kg of CO ₂ equivalent
Ozone Depletion	Depletion potential of the stratospheric ozone layer (ODP)	kg of CFC-11 equivalents
Acidification	Acidification potential, Accumulated Exceedance (AP)	moles of H ⁺ equivalents
Eutrophication of water	Eutrophication potential, fraction of nutrients reaching freshwater end compartment (EP-freshwater)	kg of P equivalent
Eutrophication aquatic marine	Eutrophication potential, fraction of nutrients reaching marine end compartment (EP-marine)	kg of N equivalent
Eutrophication terrestrial	Eutrophication potential, accumulated exceedance (EP-terrestrial)	mol of N equivalent
Photochemical ozone formation	Formation potential of tropospheric ozone (POCP)	kg of NMVOC equivalents
Depletion of abiotic resources - minerals and materials	Abiotic Depletion for non-fossil resources potential (ADP-minerals&metals)	kg of Sb equivalents
Depletion of abiotic resources - fossil resources	Abiotic Depletion for fossil resources potential (ADP-fossil)	MJ, calculated using net calorific values
Water use	Water deprivation potential, deprivation-weighted water consumption (WDP)	m ³ equivalents

TABLE 1: OTHER IMPACT CATEGORY

The environmental impact indicators must be determined using the characterisation factors and impact assessment methods specified in EN 15804:2012+A2:2019.



Parameters	Unit of measurement
Use of non-renewable primary energy excluding non-renewable primary energy resources used as raw material (PENRE)	MJ, net calorific value
Use of renewable primary energy excluding renewable primary energy resources used as raw material (PERE)	MJ, net calorific value
Use of non-renewable primary energy resources used as raw material (PENRM)	MJ, net calorific value
Use of renewable primary energy resources used as raw material (PERM)	MJ, net calorific value
Total use of non-renewable primary energy resources (primary energy and primary energy resources used as raw materials) (PENRT)	MJ, net calorific value
Total use of renewable primary energy resources (primary energy and primary energy resources used as raw materials) (PERT)	MJ, net calorific value
Net use of fresh water (FW)	m ³
Use of secondary raw materials (MS)	kg
Use of renewable secondary fuels (RSF)	MJ
Use of non-renewable secondary fuels (NRSF)	MJ

TABLE 2: PARAMETERS DESCRIBING RESOURCE USE

Impact category	Unit of measurement
Hazardous landfill waste (HWD)	kg
Non-hazardous waste disposed (NHWD)	kg
Radioactive waste disposed (RWD)	kg
Materials for energy recovery (MER)	kg
Material for recycling (MFR)	kg
Components for reuse (CRU)	kg
Exported thermal energy (ETE)	MJ, net calorific value
Exported electricity energy (EEE)	MJ, net calorific value

TABLE 3: WASTE PRODUCTION DESCRIPTIVE PARAMETERS



COMPLEMENTARY INFORMATION

1. PCR use within other programme operators
2. Glossary
3. Bibliography
4. Underlying studies
5. Other existing PCR



1. PCR use within other programme operators

Carbon Footprint Italy believes in the importance of sharing different existing experiences, and considers the different Programme Operators as organizations that cooperate for a global climate transition.

CFI maintains the copyright of the document to ensure that it is possible to publish, update when necessary, and available to all organisations to develop and register CFPs. Stakeholders participating in PCR development should be acknowledged in the final document and on the website.

This PCR can be openly used by each CFP or EPD Programme Operator, if the original source of the know-how is mentioned (namely, the “PCR 2021-0007”, developed by Carbon Footprint Italy).

2. Glossary

CO ₂	Carbon dioxide
CPC	Central product classification
CFI	Carbon Footprint Italy
CFP	Carbon Footprint of Products
GHG	Greenhouse gases
ISO	International Organization for Standardization
kg	kilogram
LCA	Life cycle assessment
PCR	Product Category Rules
UN	United Nations

3. Bibliography

ISO (2000), ISO 14020:2000, Environmental labels and declarations – General principles

ISO (2017), ISO 14026:2017, Environmental labels and declarations – Principles, requirements and guidelines for communication of footprint information

ISO (2006b), ISO 14040:2006, Environmental management – Life cycle assessment – Principles and framework

ISO (2006c), ISO 14044: 2006, Environmental management – Life cycle assessment – Requirements and guidelines

ISO (2018), ISO 14067:2018, Greenhouse gases – Carbon footprint of products – Requirements and guidelines for quantification

PCR 2011:03 – Professional cleaning services for buildings (International EPD® System)

PCR DRAFT – Other special-purpose machinery and parts thereof (International EPD® System)

PQ 04 PCR Development, Carbon Footprint Italy

4. Underlying studies

The methodological choices made during the development of this PCR (functional unit/declared unit, system boundary, allocation methods, impact categories, data quality rules, etc.) in this PCR were primarily based on the following underlying studies:

- *CFP Systematic Approach of Fimap*, Aequilibria S.r.l. – SB, 2019-2021
- *CFP Systematic Approach of Comac*, Aequilibria S.r.l. – SB, 2020-2021

5. Other existing PCR

As part of the development of this PCR, existing PCRs were considered in order to avoid overlaps in scope. The existence of such documents has been checked in the public PCR listings of the following programmes based on ISO 14025 or similar:

- International EPD® System
- EPDItaly

The following existing PCRs were identified:

PCR name	Programme	Registration number	Scope	Motivation for exclusion
Professional cleaning services for buildings	International EPD® System	2011:03 revision 3.0	This document provides Product Category Rules (PCR) for the assessment of the environmental performance of professional cleaning services for buildings and the declaration of this performance by an EPD. The product category corresponds to UN CPC 853 "cleaning services".	This PCR refers to the cleaning service instead of to the cleaning machines.
Other special-purpose machinery and parts thereof	International EPD® System	2020-03-03 DRAFT	This document provides Product Category Rules (PCR) for the assessment of the environmental performance of UN CPC 449 "Other special-purpose machinery and parts thereof" and the declaration of this performance by an EPD.	This PCR has been in draft phase for a long time and has never been given a publication date. However, an attempt was made to align the present PCR as much as possible with this draft.



Programme operator:	Carbon Footprint Italy P.le Martiri delle Foibe 5, 30175 Venezia Marghera, Venezia, Italy Website: www.carbonfootprintitaly.it/en/ E-mail: info@carbonfootprintitaly.it
Product category:	Machinery for professional cleaning services
Registration number and version:	2021-0007, version 1.01
CPC classification code:	4491
Geographical scope:	Global
PCR moderator:	Marta Mancin, Aequilibria S.r.l. – SB, mmancin@aequilibria.com
PCR Committee:	Aequilibria S.r.l. – SB
PCR Review panel	The Technical-Scientific Committee of Carbon Footprint Italy and the technical support of EPDIItaly. The review panel may be contacted via info@carbonfootprintitaly.it
PCR initiation phase:	2021-11-23
Open consultation:	2022-02-17 – 2022-03-17. Comments received by Afidamp, Comac SpA and Fimap SpA.
Publication:	2022-05-05
Valid until:	2027-05-04